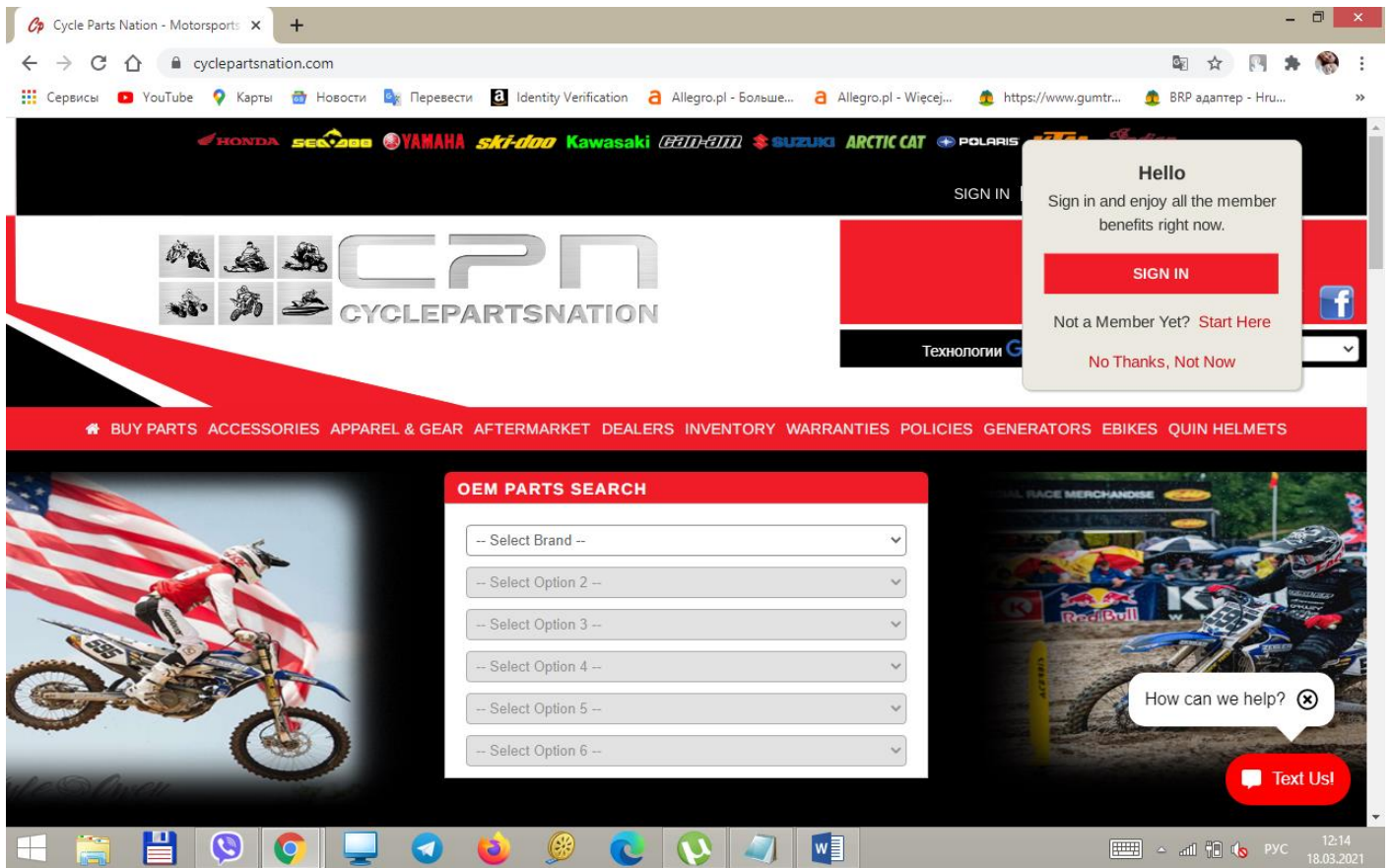
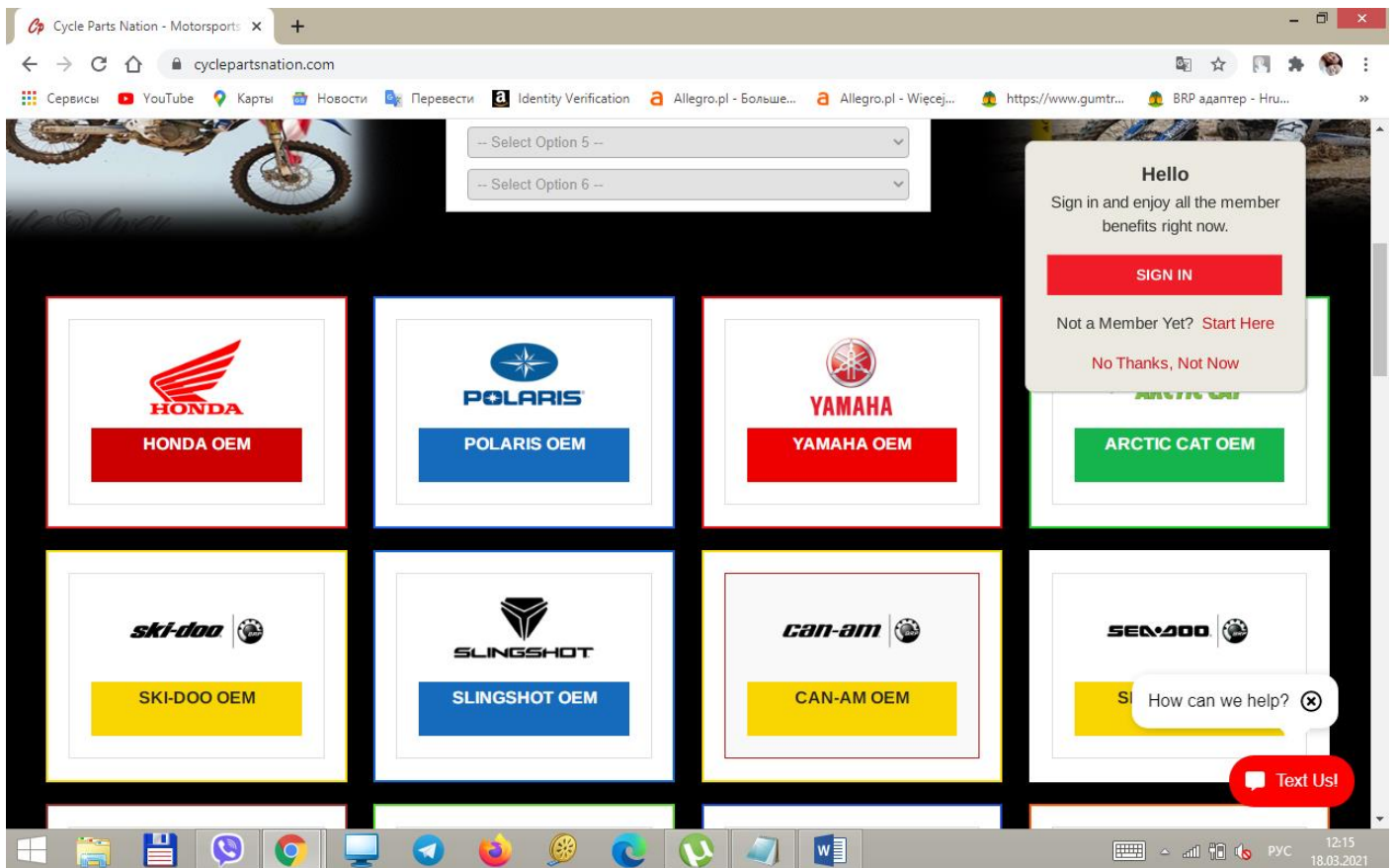


1. Go to the site <https://www.cyclepartsnation.com/>



2. Below on the page, select your type of equipment



### 3. Select a category

BUY PARTS ACCESSORIES APPAREL & GEAR AFTERMARKET DEALERS INVENTORY WARRANTIES POLICIES GEN...

## CAN-AM PARTS

When you want power and performance built to impress with every turn, Can-Am is one of the most trusted names on the market for your ride. The excitement and safety features to make the ride more enjoyable, this manufacturer has thought of everything for a ride that raises the standard in the industry. As your source for all the necessary components of keeping your ride ready to go at all times. Any vehicle is bound to need a few parts, we are your source for all the necessary components of keeping your ride ready to go at all times. Any vehicle is bound to need a few parts, we are your source for all the necessary components of keeping your ride ready to go at all times. Any vehicle is bound to need a few parts, we are your source for all the necessary components of keeping your ride ready to go at all times. Any vehicle is bound to need a few parts, we are your source for all the necessary components of keeping your ride ready to go at all times.

ATV

Can Am ATV OEM Parts

SIDE BY SIDE

Can Am Side x Side OEM Parts

How can we help?

Text Us!

https://www.cyclepartsnation.com/oemparts/c/can\_am\_utility/parts

### 4. Select a year

HONDA SEA-DOO YAMAHA ski-doo Kawasaki CAN-AM SUZUKI ARCTIC CAT POLARIS

SIGN IN

## CAN-AM SIDE X SIDE OEM PARTS

Can-Am Side x Side Original Equipment Manufacturer Parts at CyclePartsNation

BUY PARTS ACCESSORIES APPAREL & GEAR AFTERMARKET DEALERS INVENTORY WARRANTIES POLICIES GENERATORS EBIKES QUIN HELMETS

OEM Parts > Can-Am > Side x Side

### SELECT WITHIN CAN-AM SIDE X SIDE :

Please make a selection below.

2021	2018	2015	2012
2020	2017	2014	2011
2019	2016	2013	

### OEM PART SEARCH

Search the Can-Am Side x Side part you're looking for by part number

Part Number:

Model:

How can we help?

Text Us!

https://www.cyclepartsnation.com/oemparts/c/can\_am\_utility/parts

## 5. Select model

Can-Am 2017 Side x Side OEM P x

cyclepartsnation.com/oemparts/c/can\_am\_utility\_2017/parts

Сервисы YouTube Карты Новости Перевести Identity Verification Allegro.pl - Больше... Allegro.pl - Więcej... https://www.gumtr... BRP адаптер - Hru...

HONDA SEA-DOO YAMAHA ski-doo Kawasaki BETA-ETM SUZUKI ARCTIC CAT POLARIS

SIGN IN

Hello  
Sign in and enjoy all the member benefits right now.

SIGN IN

Not a Member Yet? [Start Here](#)

No Thanks, Not Now

Technологии G

BUY PARTS ACCESSORIES APPAREL & GEAR AFTERMARKET DEALERS INVENTORY WARRANTIES POLICIES GENERATORS EBIKES QUIN HELMETS

OEM Parts > Can-Am > Side x Side > 2017

### CAN-AM 2017 SIDE X SIDE OEM PARTS

Can-Am 2017 Side x Side Original Equipment Manufacturer Parts at CyclePartsNation. Please select a model.

COMMANDER - COMMANDER MAX	MAVERICK X3	TRAXTER T
Defender HD5	Maverick	Traxter HD8, HD10
Defender HD8, HD10	Maverick MAX	Traxter MAX
Defender MAX	Maverick X3 MAX	
Defender T	TRAXTER HD5	

How can we help?

Text Us!

https://www.cyclepartsnation.com/oemparts/l/cam/57d2c32387a8660e6845c7f5/2017-maverick-x3-parts

12:20 18.03.2021

## 6. Select the circuit of the electronic module

2017 Can-Am MAVERICK X3 OEM P x

cyclepartsnation.com/oemparts/l/cam/57d2c32387a8660e6845c7f5/2017-maverick-x3-parts

Сервисы YouTube Карты Новости Перевести Identity Verification Allegro.pl - Больше... Allegro.pl - Więcej... https://www.gumtr... BRP адаптер - Hru...

Decals

Drive System, Front

Drive System, Rear

Electrical Harness 710005

Engine And Engine Support

Engine Cooling

Engine Harness And Electronic Module

Engine Lubrication

How can we help?

Text Us!

https://www.cyclepartsnation.com/oemparts/a/cam/57d2c3d987a8660e6845c886/engine-harness-and-electronic-module

12:22 18.03.2021

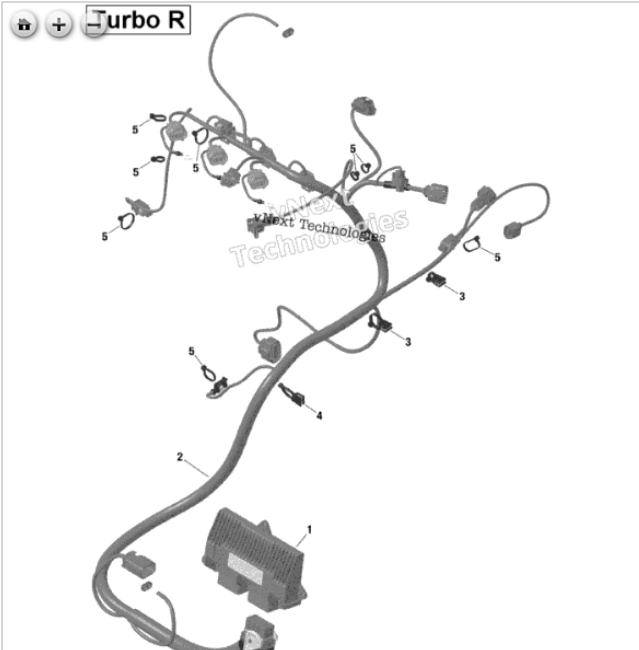
7. Look at the Part Number of the electronic module

2017 Can-Am MAVERICK X3 Eng x

cyclepartsnation.com/oemparts/a/cam/57d2c3d987a8660e6845c886/engine-harness-and-electronic-module

Сервисы YouTube Карты Новости Перевести Identity Verification Allegro.pl - Больше... Allegro.pl - Więcej... https://www.gumtr... BRP ағантеп - Hru...

## 2017 CAN-AM MAVERICK X3 ENGINE HARNESS AND ELECTRONIC MODULE



### ENGINE HARNESS AND ELECTRONIC MODULE

Prices shown are USD

Ref#	Part	Price	Qty
1	ECU Module 420666937 <b>420666939</b>	\$507.99	1 <input type="button" value="ADD"/>
2	Wiring Harness 420666605 420666606	\$476.99	1 <input type="button" value="ADD"/>
3	Cable Clamp 420951650	\$3.59	2 <input type="button" value="ADD"/>
4	Tie Rap 420951785	\$3.59	1 <input type="button" value="ADD"/>
5	Tie Rap 420866714	\$1.95	8 <input type="button" value="ADD"/>

How can we help?


8. Go to DIUS > VDO / BOSCH

DIUS 4


**DIUS 4** Please Select Function denischubkov@gmail.com

Select...

**DIUS Tools**



**VDO / BOSCH**



Windows taskbar: 12:42 18.03.2021

9. Find if there is such a SW number

The screenshot shows the BRP software interface. At the top, there is a status bar with "VCI Not Detected" and the email "denischubkov@gmail.com". Below this, there are tabs for "ECM Firmware" and "My Container". A menu bar includes "All List", "Type", "Model", "Part Number", "Save Flash List", and "REFLASH ...".

The main area is titled "Containers" and contains a table with the following data:

Description	Builder	Link
BRP DIUS Flasher 4.0 STOCK	DIUS Developers	www.dius-flasher.com
BRP DIUS Flasher 4.0 Tunes	DIUS Developers	www.dius-flasher.com
BRP AutoService31 Tunes	Yannick Stienne	https://www.autosport31.fr
BRP jetshed pwc/atv/spyder/ssv files	Peter de Smet	www.jsu.be
BRP Speed Tuner	Jonatan	www.brptuning.com
BRP Cardiagramma	Ivan	www.cardiagramma.ru

Below the containers table, there is a "Group by:" section with "Type" and "HW" options. The main data table is grouped by "HW". The table has columns: "Id", "Description", "SW", "Count", and "Used".

Id	Description	SW	Count	Used
405	2016: MAVERICK XDS STD - MAX, 1000 T-EFI CVT turbo...	420265932	-1	0
406	2016: MAVERICK MAX XDSXRS/XSDSDPS/XDS, 1000 T-EFI CVT turbo	420666939	-1	0
408	2014-15: MAVERICK, 4X4 STD/XRS/XXC/XRSDPS 1000 EFI CVT...	420264802	-1	0
409	2017-18: Maverik 1000/1000R 4X4 XRS/XXC/DPS	420264809	-1	0
411	2017: Maverik X3 Turbo 1000	420666938	-1	0
413	2017-18: Defender 450 EFI HD5 (Replace 420464206)	420464203	-1	0
414	2018-19: Maverick X3 Turbo 1000 T-EFI	420464341	-1	0
415	2016: Defender HD10 1000	420666758	-1	0
416	2017: Defender HD10 1000	420666759	-1	0
419	2017: Defender HD10 1000	420666729	-1	0

The task is to find a SW number for a specific HW number. In the table, HW 406 is highlighted, and its corresponding SW number is 420666939.

10. The HW number indicates the number of the firmware you need