

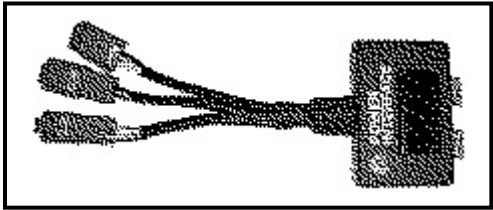



SKI-DOO 2018-6 BUDS2 - Power Interface - Unit Voltage Stability During Software Updates_133677_SER11Y018S21_en

Product: **Ski-Doo**
 Bulletin type: **Service**
 Bulletin no: **2018-6** (mbs2018-006 en ML)
 Revision no:
 Revision date:
 Campaign no.:
 Publication date: **September 2017**
 Subject: **BUDS2 - Power Interface - Unit Voltage Stability During Software Updates**


YEAR	MODEL
2017 and newer	All Ski-Doo

BRP strongly recommends the use of the power interface and power supply cables to stabilize the unit voltage when using BUDS2 during software updates.

Required tools	
POWER INTERFACE (P/N 515 177 223)	
12 V BATTERY SUPPLY CABLE (P/N 529 035 997)	

The power interface and power supply cable allows the connection of a fully charged external battery to provide stable voltage to the unit and BUDS2.
 Stable voltage is essential to prevent update crashes.

DO NOT use a charger on the battery (unit or external) during software updates.



The power interface and power supply cable connected to external battery can be used for extended diagnostic time.



The power interface with or without the power supply cable will keep the unit powered even if the ignition switch is turned off or the D.E.S.S. key is removed.

The power interface has a fuse protected voltmeter included and an extra fuse to protect from polarity inversion of the power supply cable.
