

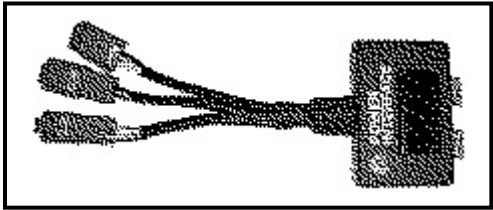



LYNX 2018-1006 BUDS2 - Power Interface - Unit Voltage Stability During Software Updates_133676_SER11Y018S21_en

Product: **Lynx**
Bulletin type: **Service**
Bulletin no: **2018-1006** (fbs2018-007 en ML)
Revision no:
Revision date:
Campaign no.:
Publication date: **September 2017**
Subject: **BUDS2 - Power Interface - Unit Voltage Stability During Software Updates**

YEAR	MODEL
2018	All Lynx


BRP strongly recommends the use of the power interface and power supply cables to stabilize the unit voltage when using BUDS2 during software updates.

Required tools	
POWER INTERFACE (P/N 515 177 223)	
12 V BATTERY SUPPLY CABLE (P/N 529 035 997)	

The power interface and power supply cable allows the connection of a fully charged external battery to provide stable voltage to the unit and BUDS2.

Stable voltage is essential to prevent update crashes.

DO NOT use a charger on the battery (unit or external) during software updates.



The power interface and power supply cable connected to external battery can be used for extended diagnostic time.



The power interface with or without the power supply cable will keep the unit powered even if the ignition switch is turned off or the D.E.S.S. key is removed.

The power interface has a fuse protected voltmeter included and an extra fuse to protect from polarity inversion of the power supply cable.
